




Windtight and rainproof on the outside

Roof underlay membrane overlap




- Align Wigluv centrally along the overlap and secure in place
- Bond without tension and creases and press on firmly
- The printed bonding aid saves time

How it should look:

- The overlap is permanently windtightly sealed with Wigluv 60

Tips and tricks

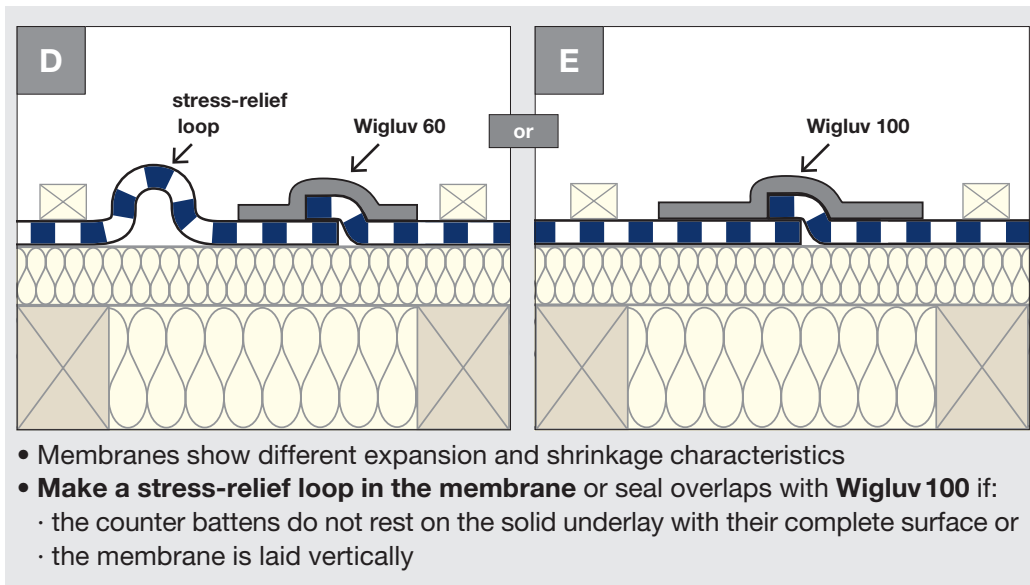


- Release Wigluv from its backing paper
- Unroll a turn of Wigluv so that the backing strip is at the top
- **Advantage:** backing strip separates automatically on unrolling



Roof

Windtight and rainproof on the outside



Wigluv® 60

P. 128

Wigluv® 100

P. 130